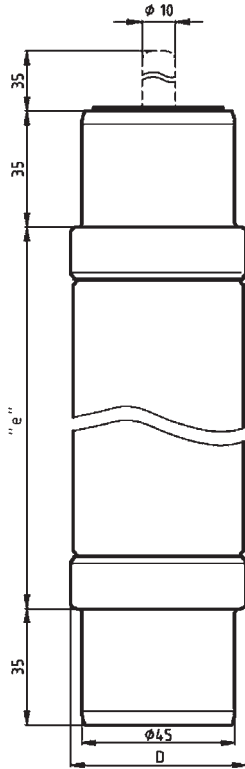



2,4-7,2kV "e" = 442 mm



Einsatz / Application


Für Innen- und Freiluftanwendungen / Indoor and outdoor application

Verpackung / Packing 1 Stück / 1 piece

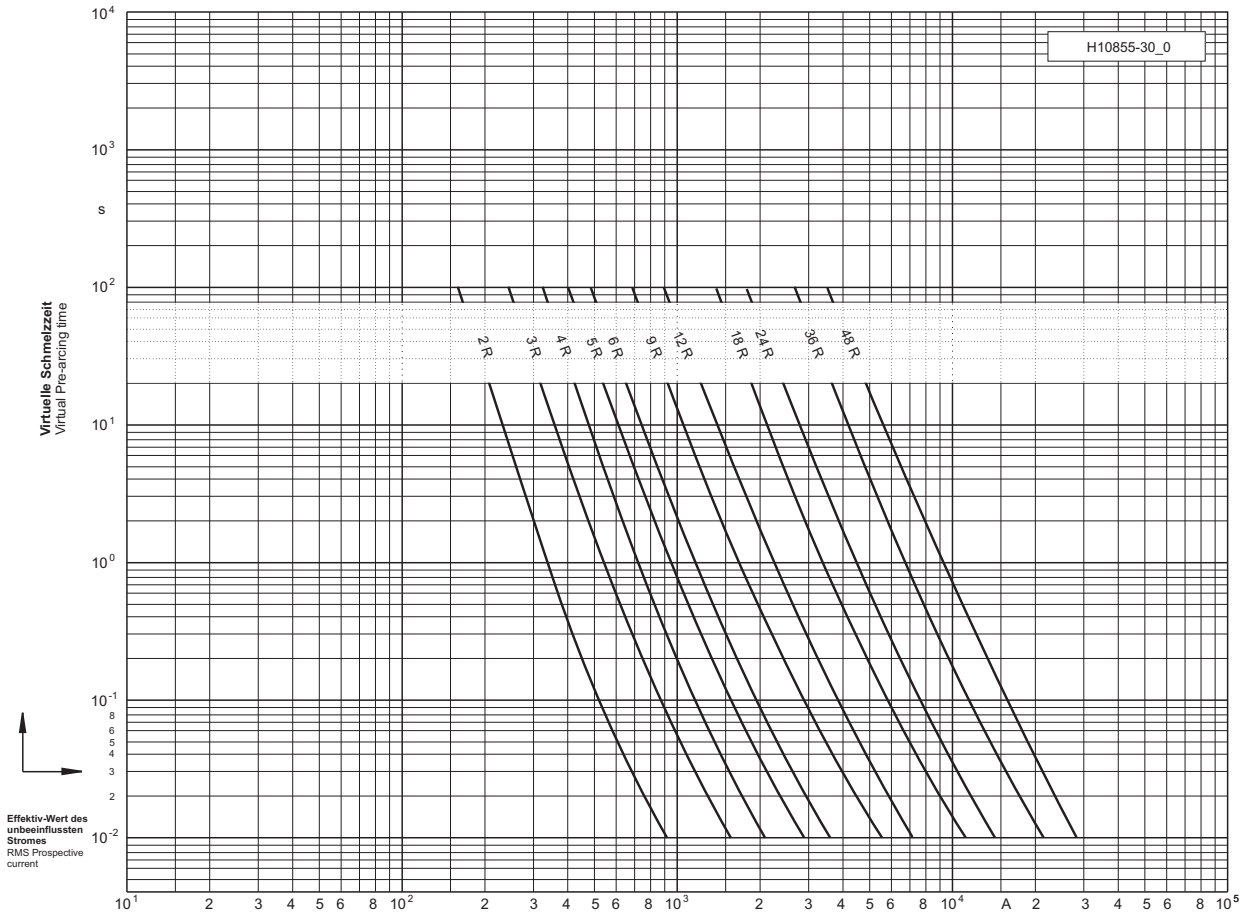
Betriebsklasse / Class Teilbereich / Back-up R-rated / R-rated		IEC 60282-1 DIN 43 625	IEC 60644 ANSI C37.46		
Bemessungs- spannung Rated Voltage	Artikel Article	Bemessungsstrom Rated Current	Länge "e" Length "e"	Durchmesser D Diameter D	Anzahl Siche- rungen Number of Barrels
kV		A	mm	mm	
2,4-7,2	30 108 55	70 - 100	442	53	1
	30 109 55	130 - 170		67	1
	30 110 55	200 - 230		85	1
2,4-7,2	30 111 55	390 - 450		85	2
2,4-7,2	30 112 55	650		85	3
2,4-4.8	30 112 55	700		85	3

Bemessungs- strom Rated Current	Artikel Nr. Article No.	Gewicht Weight	Bemessungs- ausschaltstrom Rated Breaking Current - I ₁	Minimaler Ausschaltstrom Min. Breaking Current - I ₃	Schmelz- integral Pre-Arcing- I ² t-Value	Ausschaltintegral Total I ² t-Value	Leistungs- abgabe Power Loss	Kaltwider- stand Cold Resistance
A		kg/1	kA	A	A ² s	A ² s	W	mΩ
70	30 108 55.2R	1,6	50	160	5.400	24.400	63	10
100	30 108 55.3R	1,6	50	220	9.000	41.400	106	7
130	30 109 55.4R	1,6	50	320	20.400	91.500	112	5
150	30 109 55.5R	1,6	50	400	37.600	169.400	119	3,7
170	30 109 55.6R	1,6	50	480	62.200	280.100	125	2,8
200	30 110 55.9R	1,9	50	690	100.400	462.000	123	2,1
230	30 110 55.12R	1,9	50	900	170.000	764.000	118	1,6
390	30 111 55.18R	3,8	50	1.400	402.000	1.850.000	246	1,1
450	30 111 55.24R	3,8	50	1.800	678.000	3.053.000	236	0,8
650	30 112 55.36R	3,8	50	2.600	1.527.000	6.869.000	354	0,55
700	30 112 55.48R	5,7	50	3.000	2.766.000	12.447.000	476	0,45

2,4-7,2kV "e" = 442 mm



Zeit/Strom-Kennlinie
Time-current characteristic



Durchlass-Strom
Cut-off current

